

IW - 18



FEATURES

- Accepts custom panels for an integrated look within cabinetry or stainless-steel accessory panels and handles to match other Sub-Zero, Wolf, and Cove products\*
- Offers any-occasion-59-bottle capacity
- Store reds and whites in separate temperature zones that keep wines at proper serving temperatures, within one degree of setpoint
- Maintains constant, moderate humidity with dual evaporators so corks do not dry out
- Shields wine from aging with UV-resistant glass door
- Select the wine you want without agitating others with textured roller-glide shelves that do not vibrate
- Locks in cold air to ensure freshness with magnetic door seals
- Locate your favorite bottles easily with LED lighting
- Organize your collection with our inventory tile system
- Connects to your home security system

ACCESSORIES

- 18" Designer Series Bulk Storage Drawer
- Designer Series Dessert Wine Rack
- Door Lock Kit
- Reduced Toekick Divider
- Stainless Steel Side Panel
- Stainless Steel Top Panel
- Wine Inventory Tiles
- Wine Inventory Tiles - Writable
- Dual Installation Kits
- Stainless Steel Pro Handles
- Stainless Steel Tubular Handles
- Stainless Steel Door Panels With Pro Handle - 4" Toe Kick
- Stainless Steel Door Panels With Tubular Handle - 4" Toe Kick
- Solid Panel Ready Door
- Stainless Steel Dual Installation Kickplates

Accessories are available through an authorized dealer.  
For local dealer information, visit [subzero-wolf.com/locator](https://subzero-wolf.com/locator).



HANDLE ACCESSORIES

PRO



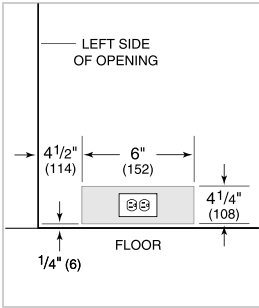
TUBULAR



PRODUCT SPECIFICATIONS

Model	IW-18
Dimensions	18"W x 84"H x 24"D
Door Clearance	16 1/2"
Weight	340 lbs
Electrical Supply	115 VAC, 60 Hz
Electrical Service	15 amp dedicated circuit
Wine Storage Capacity	59 Bottles

ELECTRICAL

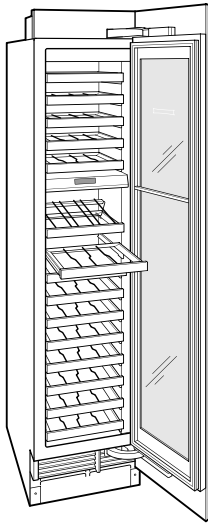


**NOTE:** The electrical outlet must be positioned with the grounding prong to the right of the thinner blades.

**PANEL SPECIFICATIONS** For complete panels specifications including width/height, weight requirements and thickness requirements visit [subzero-wolf.com/reveal](https://subzero-wolf.com/reveal).

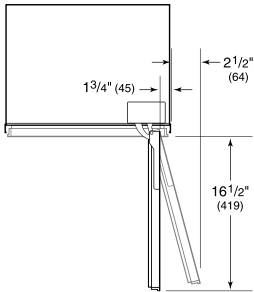
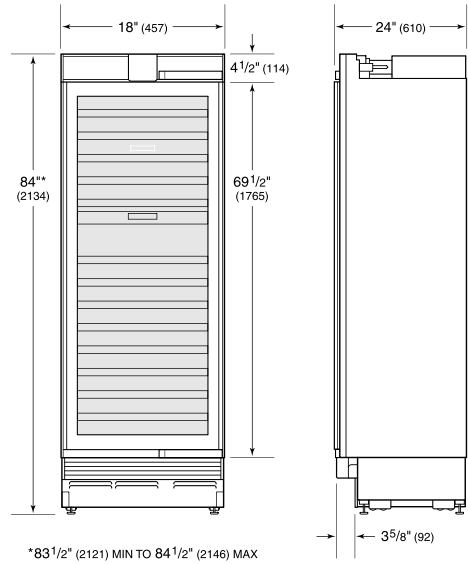
**NOTE:** Dimensions in parenthesis are in millimeters unless otherwise specified

INTERIOR VIEW

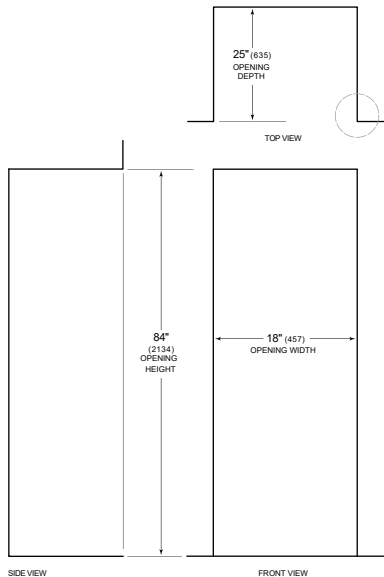


This illustration is intended for interior reference only and may not represent the exterior of the model being specified.

DIMENSIONS



STANDARD INSTALLATION



**NOTE:** 3 1/2" (89) finished returns will be visible and should be finished to match cabinetry.

